

Compact Powered Subwoofer XS-AW8



**160w_{Peak} / 75w_{RMS}
Output Power**

**20cm
8"**

**7.8cm
3 1/8"**



**Sealed
Aluminum
Enclosure**

**High Level
Input**

**Wired
Remote**

SONY

XS-AW8 Key Features

Ultra-sleek, Shallow Subwoofer

Enrich your in-car listening with the XS-AW8 compact powered subwoofer. The slim design allows installation in restricted spaces and fills your car with clean and deep bass line.



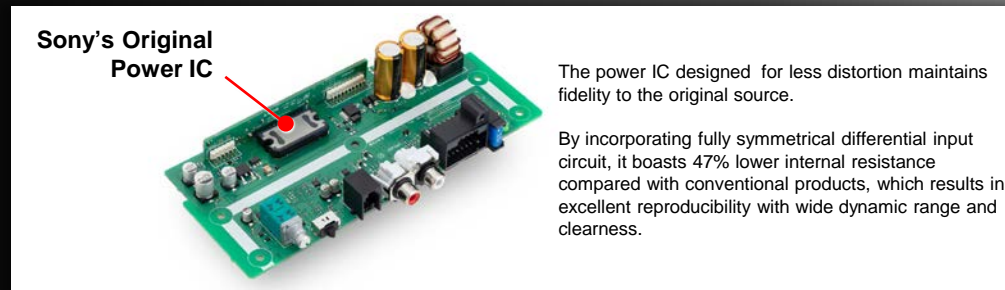
Optimally Designed Driver Unit and Low Resonance Cast-aluminum enclosure

To reproduce powerful bass sound from its compact dimensions, the slim enclosure is paired with a rigid subwoofer diaphragm. The built-in amplifier also integrates a sturdy heat-sink to protect the driver unit and amp without introducing unwanted vibrations and harmonic distortion.



160W peak (75W RMS) Output Power

Fill your car with 160W peak (75W RMS) of clean and dynamic bass sound from a built-in class A/B amplifier, with our original power IC designed for precise and clear low end, even at its loudest.



The power IC designed for less distortion maintains fidelity to the original source.

By incorporating fully symmetrical differential input circuit, it boasts 47% lower internal resistance compared with conventional products, which results in excellent reproducibility with wide dynamic range and clearness.

XS-AW8 Key Features

High Level Input / Audio Line Input


What if you're using a factory radio that doesn't have preamp outputs? Simply connect the speaker outputs of your receiver to the high-level inputs.

When pre-out audio signals are available from the receiver, connect them to the CH1(R) and CH2(L) terminals. High voltage pre-out compatible means you can utilize higher voltage up to 5V for a clean audio signal and less external noise.



Supplied Wired Remote Commander

A wired remote commander supplied that allows you to adjust the subwoofer volume from the driver's seat.



Single-sided Controls & Terminals

Connections and amplifier controls are together on a single side for easy installation and tuning. The amplifier features a variable low-pass filter for simple connection to full-range sources, including the speaker-level inputs. A switch additionally lets you to customize the subwoofer phase output, to prevent any reduced bass response due from phase cancellation from other speakers in your system.

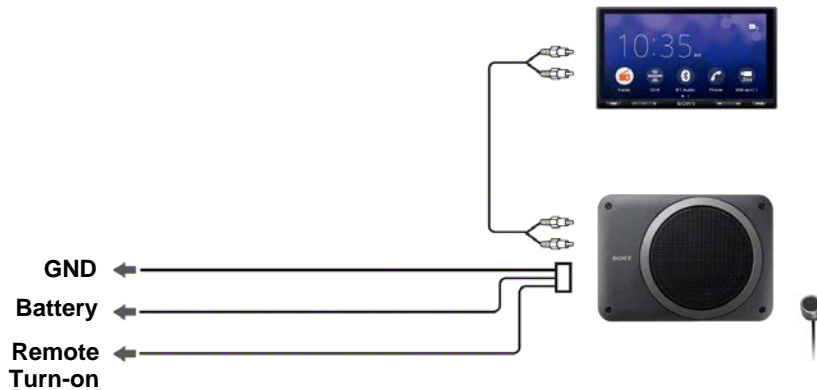


XS-AW8 Key Features

How To Connect

If the audio system / head unit in your vehicle has audio pre-out, choose option [A]. Audio connection cable is required (not supplied).
Option [B] in case there is no pre-out available. For example, connect supplied wires to the speaker cables from the OEM audio system.

A Connection with Head Unit with Audio Pre-out



B Connection with OEM Audio with No Audio Pre-out

